

Mikasa 1908 18 kn (±5) 45°
 BB Mikasa class 1923 **Crew: +1**

12"/45	10 I	x4	△△△△△	△△△△△	△△△△△
6"/45	3 VII	x14	△△△△△	△△△△△	△△△△△

18" TTS 1xF 1xP/S 1xA
 QF: 3

7	Belt
10	Barbette
10	Turret
10	Con Tower
6	Battery
7	Vitals

Asahi 1900 18 kn (±5) 45°
 BB Shikishima class 1942 **Crew: +2**

12"/40	9 II	x4	△△△△△	△△△△△	△△△△△
6"/45	3 VII	x14	△△△△△	△△△△△	△△△△△

18" TTA 1xF
 18" TTS 1xF 1xP/S 1xA
 QF: 4

8	Belt
6	Barbette
6	Turret
8	Con Tower
4	Battery
8	Vitals

Iwami 1907 18 kn (±5) 45°
 BB ex-Orel class 1921 **Crew: +1**

12"/40	9 II	x4	△△△△△	△△△△△	△△△△△
6"/45	4 VII	x12	△△△△△	△△△△△	△△△△△

15" TTA 1xF 1xA
 15" TTS 1xP/S
 QF: 4

7	Belt
8	Barbette
8	Turret
7	Con Tower
3	Battery
7	Vitals

Shikishima 1900 18 kn (±5) 45°
 BB Shikishima class 1922 **Crew: +1**

12"/40	9 II	x4	△△△△△	△△△△△	△△△△△
6"/45	3 VII	x14	△△△△△	△△△△△	△△△△△

18" TTA 1xF
 18" TTS 1xF 1xP/S 1xA
 QF: 4

8	Belt
6	Barbette
6	Turret
8	Con Tower
4	Battery
8	Vitals

Hizen 1901 18 kn (±5) 45°
 BB ex-Retvizan class 1924

12"/40	9 II	x4	△△△△△	△△△△△	△△△△△
6"/45	4 VII	x12	△△△△△	△△△△△	△△△△△

15" TTA 1xF 2xP/S 1xA
 15" TTS 1xP/S
 QF: 6

8	Belt
8	Barbette
8	Turret
8	Con Tower
5	Battery
8	Vitals

Tsukuba 1907 21 kn (±5) 45° Size: +1
 CA Tsukuba class 1917

12"/45	10 I	x4	△△△△△	△△△△△	△△△△△	5	Belt	
6"/45	4 VII	x12	△△△△△	△△△△△	△△△△△	5	Barbette	
4.7"/40	1 VII	x12	△△△△△	△△△△△	△△△△△	5	Turret	
18" TTS 1xF 1xP/S 1xA							6	Con Tower
Fires							3	Battery
Fuel							5	Vitals

Asama 1899 21 kn (±5) 45° Crew: +1
 CA Asama class 1947

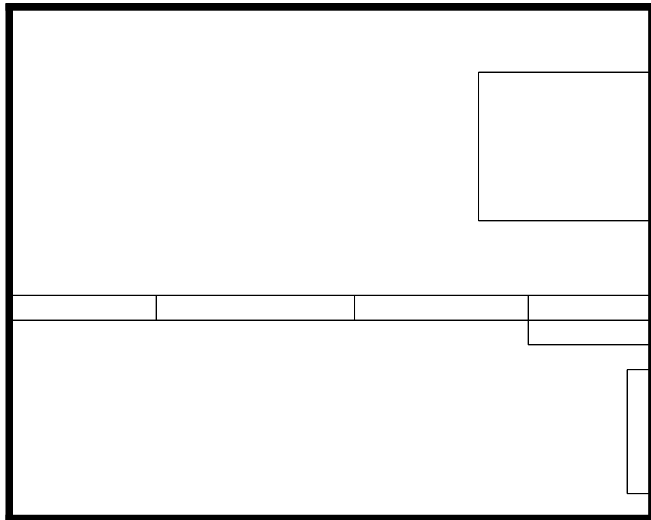
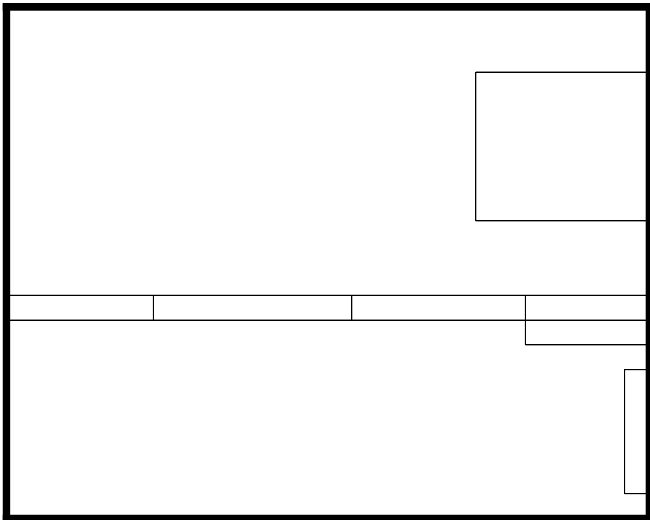
8"/40	5 V	x4	△△△△△	△△△△△	△△△△△	6	Belt	
6"/40	2 VII	x14	△△△△△	△△△△△	△△△△△	5	Barbette	
18" TTS 1xF 1xP/S 1xA							5	Turret
Fires							9	Con Tower
Fuel							5	Battery
							6	Vitals

Ikoma 1908 21 kn (±5) 45° Size: +1
 CA Tsukuba class 1924

12"/45	10 I	x4	△△△△△	△△△△△	△△△△△	5	Belt	
6"/45	4 VII	x12	△△△△△	△△△△△	△△△△△	5	Barbette	
4.7"/40	1 VII	x12	△△△△△	△△△△△	△△△△△	5	Turret	
18" TTS 1xF 1xP/S 1xA							6	Con Tower
Fires							3	Battery
Fuel							5	Vitals

Tokiwa 1899 21 kn (±5) 45°
 CA Asama class 1945

8"/40	5 V	x4	△△△△△	△△△△△	△△△△△	5	Belt	
6"/40	2 VII	x14	△△△△△	△△△△△	△△△△△	5	Barbette	
18" TTS 1xF 1xP/S 1xA							9	Con Tower
Fires							5	Battery
Fuel							6	Vitals



Yakumo 1900 20 kn (±5) 45°
CA Yakumo class 1947 Captain: +2 Crew: +1

8"/40	3 V	x4	△△△△△	△△△△△	△△△△△
6"/40	2 VII	x12	△△△△△	△△△△△	△△△△△

18" TTA 1xF
18" TTS 2xF 2xP/S 1xA

7 Belt
6 Barbette
6 Turret
10 Con Tower
6 Battery
7 Vitals

ADV
BDV

Fires Raging Fires Floods Steam Line
Fuel Helmsman

Rudder

Idzumo 1900 20 kn (±5) 45°
CA Idzumo class 1947 Crew: +1

8"/40	5 V	x4	△△△△△	△△△△△	△△△△△
6"/45	3 VII	x14	△△△△△	△△△△△	△△△△△

18" TTS 1xF 1xP/S 1xA

6 Belt
5 Barbette
5 Turret
9 Con Tower
5 Battery
6 Vitals

ADV
BDV

Fires Raging Fires Floods Steam Line
Fuel Helmsman

Rudder

Adzuma 1900 20 kn (±5) 45°
CA Adzuma class 1946 Captain: +1

8"/40	3 V	x4	△△△△△	△△△△△	△△△△△
6"/40	2 VII	x12	△△△△△	△△△△△	△△△△△

18" TTA 1xF
18" TTS 2xF 2xP/S 1xA

7 Belt
6 Barbette
6 Turret
10 Con Tower
6 Battery
7 Vitals

ADV
BDV

Fires Raging Fires Floods Steam Line
Fuel Helmsman

Rudder

Iwate 1901 20 kn (±5) 45°
CA Idzumo class 1947 Captain: +1 Crew: +1

8"/40	5 V	x4	△△△△△	△△△△△	△△△△△
6"/45	3 VII	x14	△△△△△	△△△△△	△△△△△

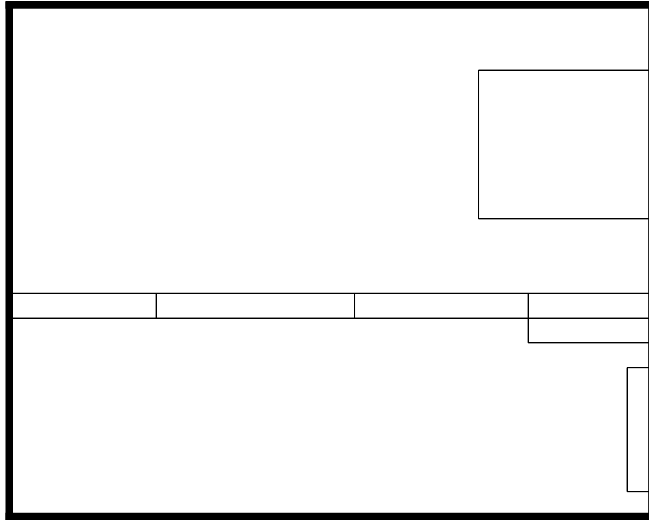
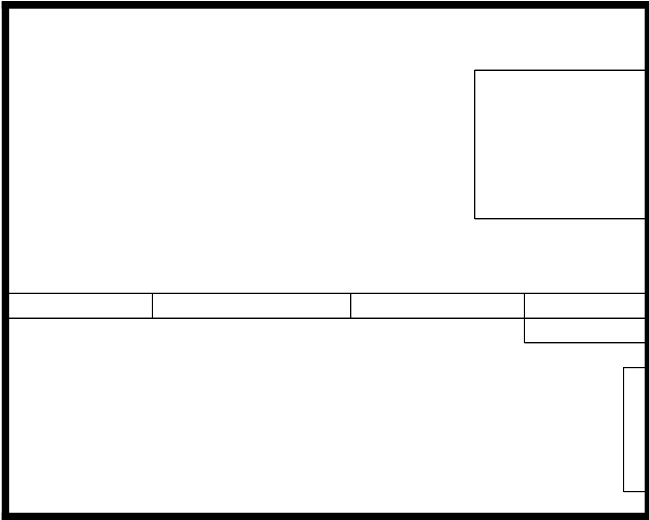
18" TTS 1xF 1xP/S 1xA

6 Belt
5 Barbette
5 Turret
9 Con Tower
5 Battery
6 Vitals

ADV
BDV

Fires Raging Fires Floods Steam Line
Fuel Helmsman

Rudder



Connecticut 1906 18 kn (±5) 45°

BB Connecticut class 1923 **Crew: +1**

12"/45	10 I	x4	△△△△△	△△△△△	△△△△△	8 Belt
8"/45	6 IV	x8	△△△△△	△△△△△	△△△△△	8 Barbette
7"/45	5 VI	x12	△△△△△	△△△△△	QF: 4	9 Turret
21" TTS	1xF	2xP/S	1xA			7 Con Tower
						7 Battery
						8 Vitals

ADV □□□□□□□□□□ □□□□□□□□□□
BDV □□□□□□□□□□ □□□□□□□□□□

Fires □□□ Raging Fires □□ Floods □□□ Steam Line Helmsman

Rudder S

Kansas 1907 18 kn (±5) 45°

BB Connecticut class 1923 **Crew: +1**

12"/45	10 I	x4	△△△△△	△△△△△	△△△△△	7 Belt
8"/45	6 IV	x8	△△△△△	△△△△△	△△△△△	8 Barbette
7"/45	5 VI	x12	△△△△△	△△△△△	QF: 4	9 Turret
21" TTS	1xF	2xP/S	1xA			7 Con Tower
						7 Battery
						7 Vitals

ADV □□□□□□□□□□ □□□□□□□□□□
BDV □□□□□□□□□□ □□□□□□□□□□

Fires □□□ Raging Fires □□ Floods □□□ Steam Line Helmsman

Rudder S

Louisiana 1906 18 kn (±5) 45°

BB Connecticut class 1923 **Crew: +1**

12"/45	10 I	x4	△△△△△	△△△△△	△△△△△	8 Belt
8"/45	6 IV	x8	△△△△△	△△△△△	△△△△△	8 Barbette
7"/45	5 VI	x12	△△△△△	△△△△△	QF: 4	9 Turret
21" TTS	1xF	2xP/S	1xA			7 Con Tower
						7 Battery
						8 Vitals

ADV □□□□□□□□□□ □□□□□□□□□□
BDV □□□□□□□□□□ □□□□□□□□□□

Fires □□□ Raging Fires □□ Floods □□□ Steam Line Helmsman

Rudder S

Virginia 1906 18 kn (±5) 45°

BB Virginia class 1923 **Crew: +1**

12"/40	9 III	x4	△△△△△	△△△△△	△△△△△	8 Belt
8"/45	6 IV	x8	△△△△△	△△△△△	△△△△△	8 Barbette
6"/50	4 VI	x12	△△△△△	△△△△△	QF: 3	9 Turret
21" TTS	1xF	1xP/S	1xA			7 Con Tower
						9 Battery
						8 Vitals

ADV □□□□□□□□□□ □□□□□□□□□□
BDV □□□□□□□□□□ □□□□□□□□□□

Fires □□□ Raging Fires □□ Floods □□□ Steam Line Helmsman

Rudder S

Vermont 1907 18 kn (±5) 45°

BB Connecticut class 1923 **Crew: -1**

12"/45	10 I	x4	△△△△△	△△△△△	△△△△△	7 Belt
8"/45	6 IV	x8	△△△△△	△△△△△	△△△△△	8 Barbette
7"/45	5 VI	x12	△△△△△	△△△△△	QF: 4	9 Turret
21" TTS	1xF	2xP/S	1xA			7 Con Tower
						7 Battery
						7 Vitals

ADV □□□□□□□□□□ □□□□□□□□□□
BDV □□□□□□□□□□ □□□□□□□□□□

Fires □□□ Raging Fires □□ Floods □□□ Steam Line Helmsman

Rudder S

Nebraska 1907 18 kn (±5) 45°

BB Virginia class 1923 **Crew: -1**

12"/40	9 III	x4	△△△△△	△△△△△	△△△△△	8 Belt
8"/45	6 IV	x8	△△△△△	△△△△△	△△△△△	8 Barbette
6"/50	4 VI	x12	△△△△△	△△△△△	QF: 3	9 Turret
21" TTS	1xF	1xP/S	1xA			7 Con Tower
						9 Battery
						8 Vitals

ADV □□□□□□□□□□ □□□□□□□□□□
BDV □□□□□□□□□□ □□□□□□□□□□

Fires □□□ Raging Fires □□ Floods □□□ Steam Line Helmsman

Rudder S

Pennsylvania 1905 21 kn (±5) 45° Size: +1
 CA Pennsylvania class 1931

8"/40	3 IV	x4	△△△△△	△△△△△	△△△△△
6"/50	4 VI	x14	△△△△△	△△△△△	△△△△△

QF: 4

18" TTS 1xP/S

6	Belt
6	Barbette
6	Turret
7	Con Tower
5	Battery
6	Vitals

Tennessee 1906 21 kn (±5) 45° Size: +1
 CA Tennessee class 1916

10"/40	5 IV	x4	△△△△△	△△△△△	△△△△△
6"/50	4 VI	x16	△△△△△	△△△△△	△△△△△

QF: 4

21" TTS 1xF 1xP/S 1xA

5	Belt
7	Barbette
7	Turret
7	Con Tower
5	Battery
5	Vitals

West Virginia 1905 21 kn (±5) 45° Size: +1
 CA Pennsylvania class 1930

8"/40	3 IV	x4	△△△△△	△△△△△	△△△△△
6"/50	4 VI	x14	△△△△△	△△△△△	△△△△△

QF: 4

18" TTS 1xP/S

6	Belt
6	Barbette
6	Turret
7	Con Tower
5	Battery
6	Vitals

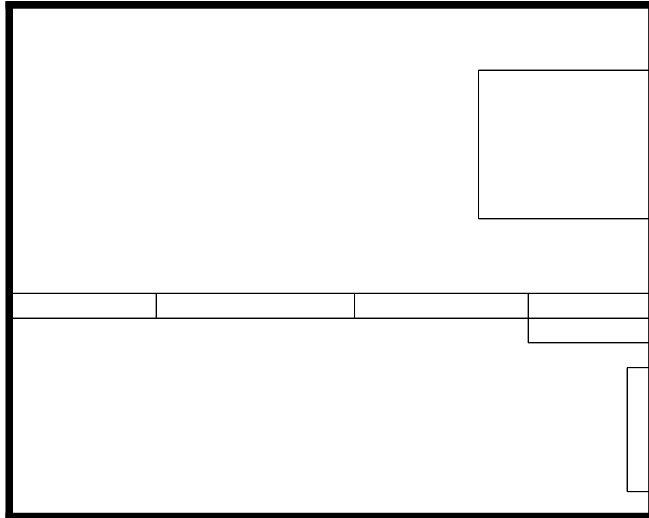
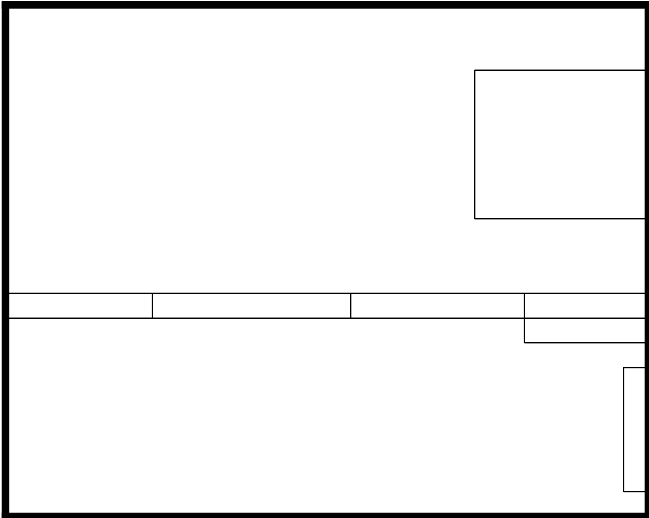
Washington 1906 21 kn (±5) 45° Size: +1
 CA Tennessee class 1946

10"/40	5 IV	x4	△△△△△	△△△△△	△△△△△
6"/50	4 VI	x16	△△△△△	△△△△△	△△△△△

QF: 4

21" TTS 1xF 1xP/S 1xA

5	Belt
7	Barbette
7	Turret
7	Con Tower
5	Battery
5	Vitals



Landing Division

Adm +1

10 ammo = HE
Main & Secondary

Kearsarge 1900 16 kn (±4) 45°
BB Kearsarge class 1920 **Crew: +1**

13.5"/35	8 III	x4	△△△△△	△△△△△	△△△△△
8"/40	3 III	x4	△△△△△	△△△△△	△△△△△
5"/40	1 VIII	x14	△△△△△	△△△△△	QF: 3
18" TTA	1xF	1xP/S	1xA		

9 Belt
9 Barbette
9 Turret
7 Con Tower
4 Battery
9 Vitals

ADV: 10x10 grid of squares, 10 red squares in a row below.
BDV: 10x10 grid of squares, 10 red squares in a row below.
Fires: 3 yellow squares, 3 orange squares, 3 light blue squares.
Steam Line: 1 light blue square.
Helmsman: 1 light blue square.

Illinois 1901 15 kn (±4) 45°
BB Illinois class 1924

13.5"/35	8 III	x4	△△△△△	△△△△△	△△△△△
6"/40	1 VIII	x14	△△△△△	△△△△△	△△△△△

9 Belt
8 Barbette
8 Turret
7 Con Tower
4 Battery
9 Vitals

QF: 1

ADV: 10x10 grid of squares, 10 red squares in a row below.
BDV: 10x10 grid of squares, 10 red squares in a row below.
Fires: 3 yellow squares, 3 orange squares, 3 light blue squares.
Steam Line: 1 light blue square.
Helmsman: 1 light blue square.

Kentucky 1900 16 kn (±4) 45°
BB Kearsarge class 1923

13.5"/35	8 III	x4	△△△△△	△△△△△	△△△△△
8"/40	3 III	x4	△△△△△	△△△△△	△△△△△
5"/40	1 VIII	x14	△△△△△	△△△△△	QF: 3
18" TTA	1xF	1xP/S	1xA		

9 Belt
9 Barbette
9 Turret
7 Con Tower
4 Battery
9 Vitals

ADV: 10x10 grid of squares, 10 red squares in a row below.
BDV: 10x10 grid of squares, 10 red squares in a row below.
Fires: 3 yellow squares, 3 orange squares, 3 light blue squares.
Steam Line: 1 light blue square.
Helmsman: 1 light blue square.

Wisconsin 1901 15 kn (±4) 45°
BB Illinois class 1922 **Crew: -1**

13.5"/35	8 III	x4	△△△△△	△△△△△	△△△△△
6"/40	1 VIII	x14	△△△△△	△△△△△	△△△△△

9 Belt
8 Barbette
8 Turret
7 Con Tower
4 Battery
9 Vitals

QF: 1

ADV: 10x10 grid of squares, 10 red squares in a row below.
BDV: 10x10 grid of squares, 10 red squares in a row below.
Fires: 3 yellow squares, 3 orange squares, 3 light blue squares.
Steam Line: 1 light blue square.
Helmsman: 1 light blue square.

Tuskaloosa 20 kn (±5) 60° Size: +1
Civ Transport class

ADV: 10x10 grid of squares, 10 red squares in a row below.
BDV: 10x10 grid of squares, 10 red squares in a row below.
Fires: 3 yellow squares, 3 orange squares, 3 light blue squares.
Steam Line: 1 light blue square.
Helmsman: 1 light blue square.

Atlantic City 15 kn (±4) 60° Size: +1
Civ Transport class

ADV: 10x10 grid of squares, 10 red squares in a row below.
BDV: 10x10 grid of squares, 10 red squares in a row below.
Fires: 3 yellow squares, 3 orange squares, 3 light blue squares.
Steam Line: 1 light blue square.
Helmsman: 1 light blue square.

Charleston 1905 21 kn (±5) 60°
 CP Charleston class 1930 **Crew: +1**
 6"/50 4 VI x14 ΔΔΔΔΔ ΔΔΔΔΔ ΔΔΔΔΔ QF: 4

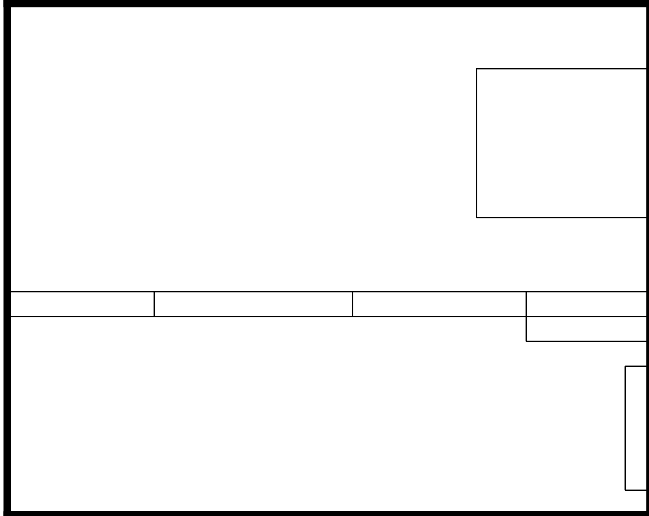
21" TTS 1xP/S

ADV

BDV

Fires Raging Fires Floods Steam Line
 Helmsman

Rudder



St. Louis 1906 21 kn (±5) 60°
 CP Charleston class 1930 **Captain: +1**
 6"/50 4 VI x14 ΔΔΔΔΔ ΔΔΔΔΔ ΔΔΔΔΔ QF: 4

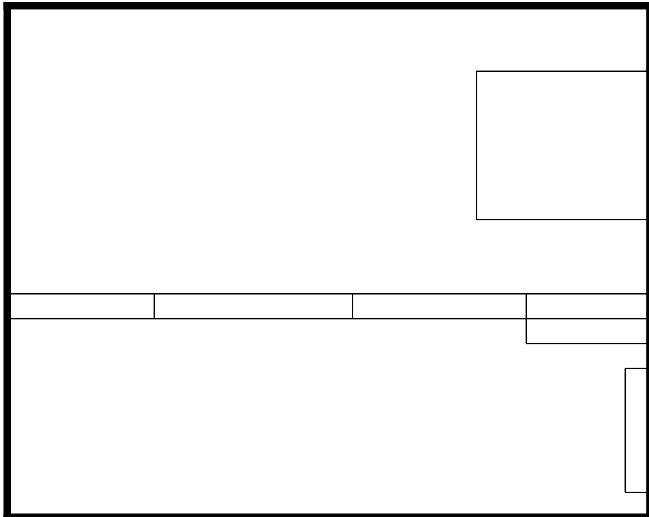
21" TTS 1xP/S

ADV

BDV

Fires Raging Fires Floods Steam Line
 Helmsman

Rudder



Milwaukee 1906 21 kn (±5) 60°
 CP Charleston class 1917 **Captain: -1** **Crew: +1**
 6"/50 4 VI x14 ΔΔΔΔΔ ΔΔΔΔΔ ΔΔΔΔΔ QF: 4

21" TTS 1xP/S

ADV

BDV

Fires Raging Fires Floods Steam Line
 Helmsman

Rudder

